

Sarva Shreshta Dan Vidyadan

Samaj Shikshan Mandal's

Amruteshwar Arts, Commerce & Science College

At post Vinzar, Tal. – Velhe, Dist. Pune 412213

STUDENT SATISFACTION SURVEY 2023-24

Institution has designed the online questionnaire to assess the institutional performance through Student Satisfaction Survey (SSS).

<https://docs.google.com/forms/d/1uuK1nr7dmiiKnxLIHgZKabilr8f--QkWE7ZdV6Exy4M/edit#responses>

The result of Student Satisfaction Survey (SSS) is summarized as below:

The Student Satisfaction Survey focuses on the overall learning experience of the students. The SSS was conducted as per the standard questionnaire provided by the NAAC Bangalore. The brief observations about the survey are as follows:

- Total 145 responses from total 618 students i.e. 23.46% responses are obtained from the students of UG level programmes.
- 32.4% male and 67.6% female and 00 transgender students participated in this Survey.
- The students from F.Y.B.A./B.Com./ B.Sc., S.Y. B.A. /B.Com./ B.Sc. & T.Y. B.A. /B.Com./ B.Sc. involved in the survey.
- Average Student Satisfaction Index : **96.7**

Student Satisfaction Index as reflected in survey

Sr. No.	Questionnaires	% of Student Satisfaction
1.	How much of the syllabus was covered in the class?	93.8 % students of the students were satisfied with the syllabus covered.
2.	How well did the teachers prepare for the classes?	92.4% students were satisfied with the preparations of the teachers in class.
3.	How well were the teachers able to communicate?	93.8 % students were satisfied with the communication of teachers.
4.	The teacher's approach to teaching can best be described as	98.5 % of students were satisfied with the teacher's approach to teaching.
5.	Fairness of the internal evaluation process by the teachers.	89.7 % of the students were satisfied with the fairness of the internal evaluation process by the teachers.
6.	Was your performance in assignments discussed with you?	94.7 % students were satisfied with the discussions of performance in assignments.
7.	The institute takes active interest in	88.9% of students were satisfied with the



	promoting internship, student exchange, field visit opportunities for students.	active interest taken by institute in promoting internship, student exchange, and field visit opportunities for students.
8.	The teaching and mentoring process in your institution facilitates you in cognitive, social and emotional growth.	95.8 % students were satisfied with the teaching and mentoring process facilitated to them for their cognitive, social and emotional growth.
9.	The institution provides multiple opportunities to learn and grow.	92.8 % of students were satisfied with the multiple opportunities provided to learn and grow.
10.	Teachers inform you about your expected competencies, course outcomes and programme outcomes	93.1% of students were agreed that, Teachers informed them about expected competencies, course outcomes and programme outcomes.
11.	Your mentor does a necessary follow-up with an assigned task to you.	91.7% students were satisfied with the necessary follow-up taken with an assigned task by mentor.
12.	The teachers illustrate the concepts through examples and applications.	95.9 % students were satisfied with the teacher's illustrations of the concepts through examples and applications.
13.	The teachers identify your strengths and encourage you with providing right level of challenges.	91.1 % of the students were agreed that, teachers identify their strengths and encourage them with providing right level of challenges.
14.	Teachers are able to identify your weaknesses and help you to overcome them.	92.4 % of the students were agreed that, teachers are able to identify their weaknesses and help them to overcome it.
15.	The institution makes effort to engage students in the monitoring, review and continuous quality improvement of the teaching learning process.	94.5 % students were satisfied with the institutions effort to engage them in the monitoring, review and continuous quality improvement of the teaching learning process.
16.	The institute/ teachers use student centric methods, such as experiential learning, participative learning and problem-solving methodologies for enhancing learning experiences.	87.6 % of students were satisfied with the student centric methods adopted by institute/ teachers such as experiential learning, participative learning and problem-solving methodologies for enhancing learning experiences.
17.	Teachers encourage you to participate in extracurricular activities	91.8% of students were agreed that, Teachers encourage them to participate in extracurricular activities.
18.	Efforts are made by the institute/ teachers to inculcate soft skills, life skills and employability skills to make you ready for the world of work.	89.00 % of students were satisfied with the efforts made by the institute/ teachers to inculcate soft skills, life skills and employability skills to make them ready for the world of work.




19.	What percentage of teachers use ICT tools such as LCD projector, Multimedia, etc. while teaching.	86.2 % of students agreed that, teachers use ICT tools such as LCD projector, Multimedia, etc. while teaching.
20.	The overall quality of teaching-learning process in your institute is very good.	93.8 % of students were agreed that, the overall quality of teaching-learning process in this institute is very good.
21.	Give three observations/suggestions to improve the overall teaching-learning experiences and support mechanism in your institution.	<p>Students suggested following things for improvement of teaching -learning experience and support mechanism in regard with:</p> <ul style="list-style-type: none"> • Increase the size of Lab • Increase number of fans • Give more MCQ for practice & more books of the subjects. • Improve the Internet Network facility • Recorded lectures on Youtube for revision. • Use better graphic and visual media to engage students well • Improve digital Education



Dr. Rahul Kamble

Co-ordinator

Internal Quality Assurance Cell



Principal Dr. Sanjeev late

Chairman

Internal Quality Assurance Cell

I.Q.A.C.
Amruteshwar Arts, Commerce
& Science College, Vinzar,
Tal. Velhe, Dist. Pune.



Principal
Amruteshwar Arts, Commerce & Science
College Vinzar Tal. Velhe Dist. Pune

Samaj Shikshan Mandal's
Amruteshwar Arts, Commerce & Science College
At post Vinzar, Tal. – Velhe, Dist. Pune 412213

Students Satisfaction Survey analysis

Academic Year 2023-24

Sample size of the survey: - 23.46% of the total student strength i.e.145 students were filled the questionnaires.

Sample selection method : Random stratified survey method was applied to conduct this survey. The random students of all faculties, classes, genders were selected for the survey.

Survey Mode: This survey was done through Online mode.

According to the students satisfaction survey 100% students have answered this type of online survey for the first time. The 73.8% of students answered survey are of the age group between 18 to 20. The ratio of male & female students responded for the survey is 67.6% female students and 32.4% male students. As the college has only U.G. courses, 100% of students are pursuing bachelor degree programme. 51.7% of commerce students and 24.1% of Arts faculty and 24.1% of science faculty students have answered this survey. Near about 60.7% students have agreed that 85 to 100% syllabus had been completed during the year. 68.3 % satisfaction result regarding teachers' well preparedness while engaging classes.

84.1% students have agreed to teachers' consistency in communicating effectively in classes. 23.4 % students described teachers' approach in classes as 'very good' and 64.8% students described it as 'excellent'. Fairness of the interval evolution process has been described as 'always fair' by 74.5% students. 84.4% students have agreed that teachers give various assignments after completion of topics.

The institute has taken an initiative in promoting internship, The department organize field visits for students to create opportunities for practical learning on a regular basis. 78.6% students have expressed satisfaction on initiatives taken by the college to promote internship and field visits.




Almost 95% of students agreed that the teaching and mentoring process in the institution failures student in social and emotional growth. 93.1% students have agreed that the institution provides multiple opportunities to learn and grow, 82.1% of students strongly agreed that the teachers have every time informed them about their expected competencies, course and program outcomes whereas 11.00% of students have chosen option of 'usually' teachers informed them about the same. Almost 80.7% of students have agreed that Class mentor of every class take a necessary follow up continuously with an assigned task to the students. Near about 88.3% students have responded positively that the teachers have illustrated concepts through examples and applications every time. 75.9% of Teachers fully identify the strengths of the students and encourage them with providing right level of challenges. 72.4% of the teachers do identify weakness of the students and help them to overcome their weakness. 94.5% students have agreed that the institute takes efforts to engage students in the monitoring, review and continue quality improvement of the teaching learning process.

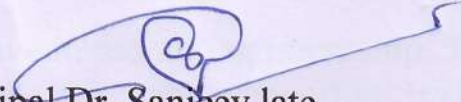
Action Taken Report

The student centric method and efforts are made by the institute / teachers to inculcate soft skills and employability skills.

The college strives to satisfy each and every student of the college on every aspect of teaching-learning process, co-curricular, extra-curricular activities. The disagreement, dissatisfaction, adverse opinions have been discussed in the I.Q.A.C. meeting. The satisfaction survey analysis report was presented and discussed in the meeting. The scope and areas for improvement were identified and the measures to address these issues were also discussed in the meeting. It was decided that the I.C.T. infrastructure for the classrooms be improved so as to make teaching-learning process more efficient. It was also decided that the Teacher training workshop be organized to improve communicative and teaching skills of students.


Dr. Rahul Kamble
Co-ordinato


Internal Quality Assurance Cell


Principal Dr. Sanjeev late
Chairman

Internal Quality Assurance Cell

I.Q.A.C.

Amruteshwar Arts, Commerce
& Science College, Vinzar,
Tal. Velhe, Dist. Pune.



Samaj Shikshan Mandal's

Amruteshwar Arts, Commerce & Science College


At post Vinzar, Tal. – Velhe, Dist. Pune 412213

ACTION TAKEN REPORT


ON

STUDENT SATISFACTION SURVEY 2023-24

Sr. No.	Suggestion made by students	Action Taken
1	The Central Library facility : 1) Install more fans in the class rooms	<ul style="list-style-type: none">• Number of fans increased.
2	Sport Facility : 1) Sports facilities should be extended during college time	<ul style="list-style-type: none">• Sports facilities is made available from 10.00am to 3.00 pm
3	Use of ICT in teaching learning	<ul style="list-style-type: none">• Teachers are now created Youtube channel and recorded videos are now made available for the students for revision.• Extra reference material is now made available on the google classroom including subject notes, MCQ for examination and videos.• Projector based and PPT based teaching is carried out by all the professors.



Dr. Rahul Kamble
Co-ordinator
Internal Quality Assurance Cell



Principal Dr. Sanjeev late
Chairman
Internal Quality Assurance Cell

I.Q.A.C.
Amruteshwar Arts, Commerce
& Science College, Vinzar,
Tal. Velhe, Dist. Pune.



Principal
Amruteshwar Arts, Commerce & Science
College Vinzar, Tal. Velhe, Dist. Pune

Amruteshwar Arts, Commerce & Science College

At post Vinzar, Tal. – Velhe, Dist. Pune 412213

STUDENT SATISFACTION SURVEY 2023-24

STUDENTS' FEEDBACK FORM

Roll No. Of Student:

Name of the Student:

Class: Course:

Semester: Session:

Subjects:

- The teacher discusses topics in the detail to enhance your knowledge. Poor Average Good
- The teacher covers the entire syllabus. Poor Average Good
- The teacher uses Audio/Visual aids/promotes ICT based learning. Poor Average Good
- The teacher comes fully prepared for the class. Poor Average Good
- The teacher encourages participation and discussion in class. Poor Average Good
- The teacher pays attention to academically weaker students as well. Poor Average Good
- The teacher discusses career options with you. Poor Average Good
- Are there sufficient numbers of books in your subject available in the library? Poor Average Good
- Are you satisfied with the available reading space in the library? Yes No
- Are there sufficient number of class rooms and laboratories available in the college? Yes No
- Do you satisfy with the facility of common room, auditorium and play grounds? Yes No
- Are the toilets clean? Yes No
- Are you provided with enough drinking water? Yes No
- Are you happy with the food served in the canteen? Yes No
- Are the cultural facility, sports facility and dispensary/Health services available in the college? Yes No
- Do you think that your grievances put in the Suggestion Box are redressed? Yes No
- Is the college office helpful in administrative matters? Yes No

Suggestion Box:

	
--	---